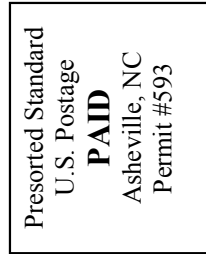



We are
proud
that your
drinking
water
meets or
exceeds
all
Federal
and
State
Requirements




Woodfin SWS District
P.O. Box 8452
Asheville, NC 28814



Woodfin Sanitary Water And Sewer District

Annual Water Quality Report

Calendar Year
2014



ANNUAL DRINKING WATER QUALITY REPORT FOR THE WOODFIN SANITARY WATER AND SEWER DISTRICT

P.W.S.I.D. # 01-11-015

We are pleased to present you with our Annual Water Quality Report for the calendar year 2014. This report covers water treated from our 1,800 acre protected watershed and surface water reservoir located on the Sugar Camp Fork of Reems Creek at 439 Blackberry Inn Road, Weaverville, North Carolina.

Any questions concerning this report should be directed to Dr. Joseph Martin at 828-253-5551. Our elected board of trustees meets on the third Monday of each month at 1:00 P.M. at 122 Elkwood Avenue, Asheville, North Carolina 28804. Board trustees at the time of this printing are: Keith Snyder, Sarah Gassaway, and Donald Haynes.

As water travels over the land or underground, it can pick up substances or contaminants such as microbes, inorganic and organic chemicals, and radioactive substances. Water can also pick up substances resulting from the presence of animals or from human activity. Drinking water, including bottled water, may be reasonably expected to contain at least small amounts of some contaminants. It is important to remember that the presence of these contaminants does not necessarily pose a health risk. In order to ensure that tap water is safe to drink, EPA prescribes regulations which limit the amount of certain contaminants in water provided by public water systems. FDA regulations establish limits for contaminants in bottled water, which must provide the same protection for public health. More information about contaminants and potential health effects can be obtained by calling the **ENVIRONMENTAL PROTECTION AGENCY'S SAFE DRINKING WATER HOTLINE at 1-800-426-4791**.

Some people may be more vulnerable to contaminants in drinking water than the general population. Immuno-compromised persons such as persons with cancer undergoing chemotherapy, persons who have undergone organ transplants, people with HIV / AID's or other immune system disorders, some elderly, and infants can be particularly at risk from infections. These people should seek advice about drinking water from their health care providers. EPA / CDC guidelines on appropriate means to lessen the risk of infection by cryptosporidium and other microbiological contaminants are available from the Safe Drinking Water Hotline at 1-800-426-4791.

The North Carolina Department of Environmental and Natural Resources (DENR), Public Water Supply (PWS) Section, Source Water Assessment Program (SWAP) conducted assessments for all drinking water sources across North Carolina. The purpose of the assessments was to determine the susceptibility of each drinking water source (well or surface water intake) to Potential Contaminate Sources (PCSs). The results of the assessment are available in SWAP Assessment Reports that include maps, background information and a relative susceptibility rating of Higher, Moderate or Lower.

The relative susceptibility rating of each source for "Woodfin Water District" was determined by combining the contaminant rating (number and location of PCS's within the assessment area) and the inherent vulnerability rating (i.e. characteristics or existing conditions of the well or watershed and its delineated assessment area.) The assessment findings are summarized in the table below:

Source Name	Inherent Vulnerability Rating	Contaminant Rating	Susceptibility Rating
Sugar Camp Fork	Lower	Lower	Lower

The complete SWAP Assessment report for "Woodfin Water District" may be viewed on the web at:

<http://www.deh.enr.state.nc.us/pws/swap> To obtain a printed copy of this report, please mail a written request to: Source Water Assessment Program—Report Request, 1634 Mail Service Center, Raleigh NC 27699-1634, or email request to swap@ncmail.net. Please indicate the system name (Woodfin Sanitary Water and Sewer District), PWSID # 01-11-015, and provide your name, mailing address and phone number. If you have any questions about the SWAP report please contact the Source Water Assessment staff by phone at 919-715-2633.

It is important to understand that a susceptibility rating of HIGHER does not imply poor water quality, only the system's potential to become contaminated by PCS's in the assessment area.

The following table shows results of our 2014 monitoring and the most recent monitoring done if we were not required to monitor in 2014. Of approximately 120 contaminants tested for, only 16 were detected in your drinking water.

Notice of Violation

Important Information About Your Drinking Water

We are required to monitor your drinking water for specific contaminants on a regular basis. Results of regular monitoring are an indicator of whether or not our drinking water meets health standards. During the compliance period beginning January 1, 2014, we did not complete monitoring for Volatile Organic Compounds (VOCs) and therefore cannot be sure of the quality of your drinking water during that time. Samples were collected the following quarter and the District returned to compliance.

Monitoring samples were required to be collected quarterly because a contaminant was detected in December 2013. Previously, the District had been on annual monitoring. The District did not collect a sample in the first quarter of 2014.

There is nothing that you need to do at this time. The District has always met VOC compliance and has no reason to believe the quarter in question would have demonstrated different results. Four consecutive samples demonstrated no detection.

For more information, please contact Joseph Martin, Director, Woodfin Sanitary Water and Sewer District, 122 Elkwood Avenue, Asheville, NC, 28814, System # NC0111015, at 828-253-5551.

Please share this information with all the other people who drink this water, especially those who may not have received this notice directly (for example, people in apartments, nursing homes, schools, and businesses). You can do this by posting this notice in a public place or distributing copies by hand.

Violation Awareness Date: July 2, 2014

TEST RESULTS

Contaminant	Violation Y/N	Level Detected	Unit of Measurement	MCLG	MCL	Likely Source of Contaminant	Health Effect of Contaminant
-------------	---------------	----------------	---------------------	------	-----	------------------------------	------------------------------

TURBIDITY—TESTED DAILY

Turbidity	N	*0.44 ntu 2014 HIGH 100%	* N.T.U.	N / A	T.T.	Soil runoff	See Note 1
-----------	---	--------------------------	----------	-------	------	-------------	------------

RADIOACTIVE CONTAMINANTS – TESTED AUGUST 2000

Beta Emitters	N	0.64	mrem/year	0	4	Decay of natural and man made deposits	See Note 2
Alpha Emitters	N	0.0	pci/liter	0	15	Erosion of natural deposits	See Note 3

INORGANIC CONTAMINANTS – TESTED AUGUST 2014

Sodium (not regulated)	N	5.6	ppm	N/A	N/A	Erosion of natural deposits	
------------------------	---	-----	-----	-----	-----	-----------------------------	--

LEAD AND COPPER CONTAMINANTS – TESTED JUNE, JULY, AND AUGUST 2012

LEAD	N	<3	ppb	0	15	Corrosion of household plumbing systems; erosion of natural deposits	See Note 8
COPPER	N	348	ppb	1300	AL=1300	Corrosion of household plumbing systems; erosion of natural deposits.	See Note 9

MICROBIOLOGICAL CONTAMINANTS TESTED MONTHLY

Total Coliform Bacteria	No	0	Presence or absence	0	1 per month. Or more than 5% if 40 samples are taken		Naturally present in the environment
Fecal Coliform or E. Coli	No	0	Presence or absence	0	0 (Note: the MCL is exceeded if a routine sample and repeat sample are total coliform positive and one is fecal coliform positive		Naturally present in the environment

DISINFECTION BY-PRODUCTS – TESTED QUARTERLY (Chlorine Tested Monthly)

T.T.H.M. (Total Trihalomethanes)	N	34 (RAA) Range 24-44	ppb	0	80	By-product of drinking water chlorination	See Note 10
HAA5 haloacetic acids	N	42 (RAA) Range 25-50	ppb	0	60	By-product of drinking water chlorination	See Note 11
CHLORINE	MRDL= 4	Average 1.14 Range 0.4-1.5	ppm	N/A	4.0	Water additive used to control microbes	See Note 12

DISINFECTION BY-PRODUCT PRECURSORS CONTAMINANTS – TESTED MONTHLY

Total Organic Carbon--Raw Water	N	<1.0(RAA) Range<1.0-1.3	ppm	N/A	TT	Naturally present in the environment	Compliance method = ACC2
Total Organic Carbon—Finished Water	N	<1.0(RAA) Range<1.0-<1.0	ppm	N/A	TT	Naturally present in the environment	Compliance method = ACC2

ASHEVILLE INFORMATION

For customers in the West Buncombe area and sometimes during severe drought situations, we purchase water from Asheville to serve our Woodfin Water District customers. Following is a copy of the Consumer Confidence Report provided by the City of Asheville. The key to Unit Abbreviations for Asheville is the same as ours.

Our Water Quality Surpasses All Requirements

Out of more than 150 possible substances tested only 9 were detected – making our drinking water one of the best sources of water in the country. The following regulated substances were detected (within very safe limits) in our “finished” drinking water as analyzed between January 1 and December 31, 2014. “Finished” water is the water that leaves our treatment plant and is distributed throughout the system.

Substance and Unit of Measurement	Ideal Goal—MCLG	Highest Level Allowed – MCL	Sample Date	EPA Definition of Potential Source(s) of Substance	Results	Individual Plant Results
REGULATED AT THE TREATMENT PLANT						
Fluoride, ppm	4	4	1/8/2014	Water additive which promotes strong teeth; erosion of natural deposits; discharge from fertilizer and aluminum factories.	High 0.60 Range: (0.50 - 0.60)	Mills River (MR) = 0.60 North Fork (NF) = 0.50 William DeBruhl (WD) = 0.60
Turbidity, NTU	N/A	TT = 1 NTU Maximum limit for any measurement	10/15/14	The likely source is soil runoff. Monitoring turbidity (cloudiness of water) ensures the effectiveness of our filtration system.	High 0.40	MR = 0.20 NF = 0.11 WD = 0.40
	N/A	TT = 95% of samples <0.3 NTU	10/15/14		98.4% of samples <0.3 NTU	MR = 99.5% NF = 100% WD = 98.4%
Total Organic Carbon (Source), ppm	N/A	TT	NF, WD, MR Quarterly	Naturally present in the environment.	Average = 0.35 Range: (ND - 2.8)	MR = ND - 1.4 NF = ND - 2.8 WD = ND Compliance Method Alt #2
Total Organic Carbon (Treated), ppm	N/A	TT	NF, WD, MR Quarterly	Naturally present in the environment.	Average = ND Range: (ND - ND)	MR = ND NF = ND WD = ND Compliance Method Alt #2
REGULATED AT THE CUSTOMER'S TAP						
Copper, ppm	1.3	AL = 1.3	Jun - Sept 2012	Corrosion of household plumbing systems; erosion of natural deposits; leaching from wood preservatives.	<0.050 at 90th percentile	One of the 100 targeted sampling sites exceeded the Action Level.
Lead, ppb	0	AL = 15	Jun - Sept 2012	Corrosion of household plumbing systems; erosion of natural deposits.	< 3 at 90th percentile	One of the 100 targeted sampling sites exceeded the Action Level.
REGULATED IN THE DISTRIBUTION SYSTEM						
Total Coliform Bacteria (presence or absence)	0	5% positive samples	9/3/14, 10/13/14, 10/14/14	Naturally occurring in the environment.	2%	Three positive samples for the year. Upon rechecking sites, upstream & downstream, all samples showed no Total Coliform Bacteria.
Fecal Coliform or E. Coli (presence or absence)	0	0	N/A	Human or animal fecal waste	0%	No positive samples for 2014
Total Trihalomethanes, TTHM, ppb	0	80	2/10/14, 5/6/14, 8/4/14, 11/5/14	By-product of drinking water chlorination.	47.0 (RAA) Range: (9.0 - 61.0)	Sampled in Distribution
Total Haloacetic Acid HAA5, ppb	N/A	60		By-product of drinking water chlorination.	34.0 (RAA) Range: (16.0 - 42.0)	Sampled in Distribution
Chlorine, ppm	MRDLG = 4	MRDL = 4	Daily	Water additive used to control microbes.	System Average 1.16 Range (0.26 - 1.75)	Sampled in Distribution

This table summarizes results for calendar year 2014.

2014 PHYSICAL AND MINERAL CHARACTERISTICS

The following constituents analyzed in your water are indicators of the appearance, taste, and mineral content of the drinking water delivered to your tap.

Constituent	Annual Average
pH, standard units	7.59
Alkalinity, mg/l	24.52
Hardness, mg/l	4.81
Sodium, mg/l	13.9

Este informe contiene información muy importante sobre su agua potable. Tradúzcalo o hable con alguien que lo entienda bien.

KEY TO UNIT ABBREVIATIONS

AL	= Action Level; the concentration of a contaminant that triggers treatment or other requirements that a water system must follow. Action Levels are reported at the 90th percentile for homes at greatest risk.	MRDL	= Maximum Residual Disinfectant Level; the highest level of a disinfectant allowed in drinking water.
MCL	= Maximum Contaminant Level; the highest level of a contaminant that is allowed in drinking water.	N/A	= Not Applicable.
MCLG	= Maximum Contaminant Level Goal; the level of a contaminant in drinking water below which there is no known or expected risk to health.	ND	= Not Detected.
MRDLG	= Maximum Residual Disinfectant Level Goal; the level of a drinking water disinfectant below which there is no known or expected risk to health.	NR	= Not Regulated.
		NTU	= Nephelometric Turbidity Unit is a measure of the clarity of water. Turbidity in excess of 5 NTU is noticeable to the average person.
		ppb	= Parts per billion or micrograms per liter.
		ppm	= Parts per million or milligram per liter.
		RAA	= Running Annual Average.
		TT	= Treatment Technique; a required process intended to reduce the level of a contaminant in drinking water.
		<	= Less than.

* The highest 2014 reading was 0.404 N.T.U. on 5/7/14. Turbidity is a measurement of the cloudiness of the water. We measure it because it is a good indicator of the effectiveness of our filtration. We are required to have 95% or more of the monthly samples below 0.3 N.T.U.

** If present, elevated levels of lead can cause serious health problems, especially for pregnant women and children. Lead in drinking water is primarily from materials and components associated with service lines and home plumbing. The Woodfin Sanitary Water and Sewer District is responsible for providing high quality water, but cannot control the variety of materials used in plumbing components. When your water has been sitting for several hours, you can minimize the potential for lead exposure by flushing your tap for 30 seconds to 2 minutes before using water for drinking or cooking. If you are concerned about lead in your water, you may wish to have your water tested. Information on lead in drinking water, testing methods, and steps you can take to minimize exposure is available from the Safe Drinking Water Hotline or at <http://www.epa.gov/safewater/lead>.

Note 1: Turbidity has no health effects. However, turbidity interferes with disinfection and provides a medium for microbial growth. Turbidity may indicate the presence of disease causing organisms. These organisms include bacteria, viruses, and parasites that can cause symptoms such as nausea, cramps, diarrhea and associated headaches.

Note 2: Certain minerals are radioactive and may emit forms of radiation known as photons and Beta radiation. Some people who drink water containing beta particles and photon radioactivity in excess of the MCL over many years may have an increased risk of getting cancer.

Note 3: Certain minerals are radioactive and may emit forms of radiation known as photons and Alpha radiation. Some people who drink water containing alpha emitters in excess of the MCL over many years may have an increased risk of getting cancer.

Note 4: Some people who drink water containing antimony well in excess of the MCL over many years could experience increases in blood cholesterol and decreases in blood sugar.

Note 5: Some people who drink water containing barium in excess of the MCL over many years could experience an increase in their blood pressure.

Note 6: Infants below the age of six months who drink water containing nitrate in excess of the MCL could become seriously ill and, if untreated, may die. Symptoms include shortness of breath and blue baby syndrome.

Note 7: Some people who drink water containing o-dichlorobenzene in excess of the MCL over many years could experience problems with their liver, kidneys, or circulatory systems.

Note 8: Infants and children who drink water containing lead in excess of the action level could experience delays in their physical or mental development. Children could show slight deficits in attention span and learning disabilities. Adults who drink this water over many years could develop kidney problems or high blood pressure.

Note 9: Copper is an essential nutrient, but some people who drink water containing copper in excess of the action level over a relatively short period of time could experience gastrointestinal distress. Some people who drink water containing copper in excess of the action level over many years could suffer liver or kidney damage. People with Wilson's disease should consult their personal doctor.

Note 10: Some people who drink water containing trihalomethanes in excess of the MCL over many years may experience problems with their liver, kidneys, or central nervous systems, and may have an increased risk of getting cancer.

Note 11: Some people who drink water containing haloacetic acids in excess of the MCL over many years may have an increased risk of getting cancer.

Note 12: Some people who use water containing chlorine well in excess of the MRDL could experience irritating effects to their eyes and nose. Some people who drink water containing chlorine well in excess of the MRDL could experience stomach discomfort.